

178487-1 ✓ ACTIVE

AMP Universal Power


TE Internal #: 178487-1

Rectangular Power Connectors, Header, Plug, Wire-to-Board, 4 Position, 3.96 mm [.155 in] Centerline, Printed Circuit Board, AMP Universal Power

[View on TE.com >](#)



Connectors > Power Connectors > Rectangular Power > Rectangular Power Connectors



Rectangular Power Connector Type: **Header**

Connector & Housing Type: **Plug**

Connector System: **Wire-to-Board**

Number of Positions: **4**

Centerline (Pitch): **3.96 mm [.155 in]**

Features

Product Type Features

Header Type	Fully Shrouded
Rectangular Power Connector Type	Header
Connector & Housing Type	Plug
Connector System	Wire-to-Board
Sealable	No
Connector & Contact Terminates To	Printed Circuit Board

Configuration Features

Number of Positions	4
PCB Mount Orientation	Vertical
Number of Power Positions	4
Number of Signal Positions	0
Number of Rows	1

Electrical Characteristics

Operating Voltage	50 VAC
-------------------	--------



Contact Features

Contact Current Rating (Max)	6 A
Contact Retention Within Housing	Without
Contact Type	Tab
PCB Contact Termination Area Plating Material	Nickel
Contact Mating Area Plating Material	Tin
Contact Mating Area Plating Material Thickness	1 μm [39.37 μin]

Termination Features

Termination Method to Printed Circuit Board	Through Hole - Solder
---	-----------------------

Mechanical Attachment

Connector Mounting Type	Board Mount
-------------------------	-------------

Housing Features

Centerline (Pitch)	3.96 mm[.155 in]
Housing Color	Natural
Housing Material	Nylon 6/6 GF

Usage Conditions

Operating Temperature Range	-30 – 105 °C[-22 – 221 °F]
-----------------------------	----------------------------

Operation/Application

Circuit Application	Power
---------------------	-------

Industry Standards

UL Flammability Rating	UL 94V-0
Glow Wire Rating	Standard Part - Not Glow Wire

Packaging Features

Packaging Method	Bag & Box
Packaging Quantity	250

Product Compliance

For compliance documentation, visit the product page on [TE.com](https://www.te.com)>

EU RoHS Directive 2011/65/EU	Compliant
EU ELV Directive 2000/53/EC	Compliant
China RoHS 2 Directive MIIT Order No 32, 2016	No Restricted Materials Above Threshold

EU REACH Regulation (EC) No. 1907/2006

Current ECHA Candidate List: JUNE 2022 (224)

Candidate List Declared Against: JUNE 2022 (224)

Does not contain REACH SVHC

Halogen Content

Not Low Halogen - contains Br or Cl > 900 ppm.

Solder Process Capability

Wave solder capable to 265°C

Product Compliance Disclaimer


This information is provided based on reasonable inquiry of our suppliers and represents our current actual knowledge based on the information they provided. This information is subject to change. The part numbers that TE has identified as EU RoHS compliant have a maximum concentration of 0.1% by weight in homogenous materials for lead, hexavalent chromium, mercury, PBB, PBDE, DBP, BBP, DEHP, DIBP, and 0.01% for cadmium, or qualify for an exemption to these limits as defined in the Annexes of Directive 2011/65/EU (RoHS2). Finished electrical and electronic equipment products will be CE marked as required by Directive 2011/65/EU. Components may not be CE marked. Additionally, the part numbers that TE has identified as EU ELV compliant have a maximum concentration of 0.1% by weight in homogenous materials for lead, hexavalent chromium, and mercury, and 0.01% for cadmium, or qualify for an exemption to these limits as defined in the Annexes of Directive 2000/53/EC (ELV). Regarding the REACH Regulation, the information TE provides on SVHC in articles for this part number is based on the latest European Chemicals Agency (ECHA) 'Guidance on requirements for substances in articles' posted at this URL: <https://echa.europa.eu/guidance-documents/guidance-on-reach>

Compatible Parts


Also in the Series | [AMP Universal Power](#)



Connector Contacts(1)



Insertion & Extraction Tools(1)



Power Contacts(21)



Rectangular Power Connectors(177)

Documents

Product Drawings

[UP 3.96 4P TAB HDR NAT TYPE 1](#)

English

CAD Files

[3D PDF](#)

3D

Customer View Model

[ENG_CVM_CVM_178487-1_F.2d_dxf.zip](#)

English

Customer View Model

[ENG_CVM_CVM_178487-1_F.3d_igs.zip](#)

English

Customer View Model

[ENG_CVM_CVM_178487-1_F.3d_stp.zip](#)

English

[3D PDF](#)

English

Customer View Model

[ENG_CVM_178487-1_E.3d_igs.zip](#)

English

Customer View Model

[ENG_CVM_178487-1_E.3d_stp.zip](#)

English

Customer View Model

[ENG_CVM_178487-1_E.2d_dxf.zip](#)

English

By downloading the CAD file I accept and agree to the [Terms and Conditions](#) of use.

Product Specifications

[Crimping of Universal Power Contact](#)

English

[Product Specification](#)

Japanese



AMP Universal Power Connector

Japanese

Instruction Sheets

AMP UNIVERSAL POWER CONNECTOR SERIES

English

Instruction Sheet (non U.S.)

English

Agency Approvals

UL Report

English